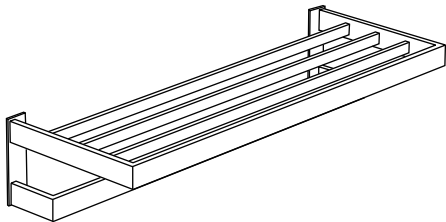


INSTALLATION MANUAL


BATHROOM TOWEL RACK

24"

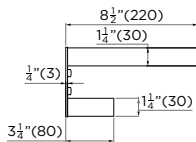


MODEL# AC2TR24

SPECIFICATIONS / TECHNICAL DATA



FRONT VIEW



SIDE VIEW

TOOLS REQUIRED FOR INSTALLATION



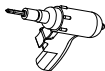
Tape Measure



Level



Pencil/Marker

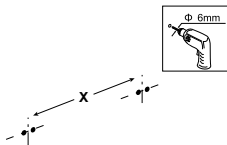


Drill

PRODUCT COMPONENTS

 (S6)	4 Pieces	 (M4*8)	6 Pieces
 (M4*35)	4 Pieces	 (M4*10)	8 Pieces

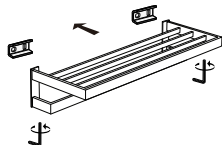
1



2



3



CLEANING INSTRUCTIONS

Quality, technological processes and materials are the features that determine the high standards of our accessories. However, to avoid surface alternations, it is necessary to follow a few guidelines.

- Clean all finishes exclusively with soap and water, and dry with a soft cloth.
- Do not use coarse cloths, abrasive products, acids, ammonia products, caustic substances, bleach or solvents.
- In case of contact with these substances, rinse surfaces immediately and wipe dry.
- Remember that even fumes can damage metal. Wash accessories next to the toilet bowl at regular intervals to avoid corrosion.

